



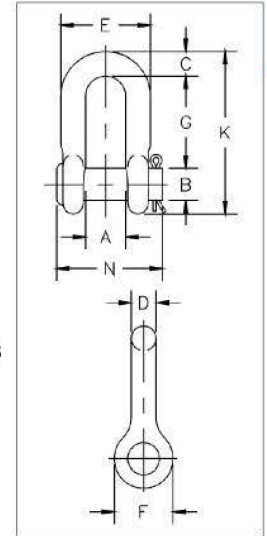
G-215/S-215



- Forged, Quenched & Tempered, with alloy pins.
- Working Load Limit permanently shown on every shackle.
- Hot-dip galvanized (G) or self colored (S).
- Sizes 3/8 inch and below are mechanically galvanized.
- Fatigue rated to 20,000 cycles at 1-1/2 times the Working Load Limit.
- Shackles 25t and larger are RFID equipped.
- Shackles can be furnished proof tested with certificates to designated standards, such as ABS, DNV, Lloyds, or other certification. Charges for proof testing and certification available when requested at the time of order.
- Shackles are Quenched & Tempered and can meet DNV impact requirements of 42 Joules (31 ft-lb) at -20° C (-4° F).
- G-213 Round pin anchor shackles meet the performance requirements of Federal Specification RR-C-271G, Type IVA, Grade A, Class 1, except for those provisions required of the contractor.
- DO NOT SIDE LOAD ROUND PIN SHACKLES.
- Look for the Red Pin®... the mark of genuine Crosby quality.

SHACKLES

1



G-215 / S-215 Round Pin Chain Shackles

Nominal Size (in)	Working Load Limit (t)	Stock No.		Weight Each (kg)	Dimensions (mm)										Tolerance (+/- mm)	
		G-215	S-215		A	B	C	D	E	F	G	K	N	G	A	
1/4	0.5	1018810	1018829	.05	11.9	7.85	6.35	6.35	24.6	15.5	22.4	40.4	34.0	1.50	1.50	
5/16	0.75	1018838	1018847	.08	13.5	9.65	7.85	7.85	29.5	19.1	26.2	48.5	40.4	1.50	1.50	
3/8	1	1018856	1018865	.11	16.8	11.2	9.65	9.65	35.8	23.1	31.8	58.5	47.2	3.30	1.50	
7/16	1.5	1018874	1018883	.18	19.1	12.7	11.2	11.2	41.4	26.9	36.6	67.5	54.0	3.30	1.50	
1/2	2	1018892	1018909	.23	20.6	16.0	12.7	12.7	46.0	30.2	41.4	77.0	60.5	3.30	1.50	
5/8	3.25	1018918	1018927	.55	26.9	19.1	15.7	16.0	58.5	38.1	51.0	95.5	74.0	3.30	1.50	
3/4	4.75	1018936	1018945	.91	31.8	22.4	20.6	19.1	70.0	46.0	60.5	115	87.0	6.35	1.50	
7/8	6.5	1018954	1018963	1.49	36.6	25.4	24.6	22.4	81.0	53.0	71.5	135	96.5	6.35	1.50	
1	8.5	1018972	1018981	2.15	42.9	28.7	25.4	25.4	93.5	60.5	81.0	151	115	6.35	1.50	
1-1/8	9.5	1018990	1019007	2.86	46.0	31.8	31.8	28.7	103	68.5	91.0	172	130	6.35	1.50	
1-1/4	12	1019016	1019025	4.08	51.5	35.1	35.1	31.8	115	76.0	100	191	140	6.35	3.30	
1-3/8	13.5	1019034	1019043	5.44	57.0	38.1	38.1	35.1	127	84.0	111	210	156	6.35	3.30	
1-1/2	17	1019052	1019061	7.33	60.5	41.4	41.1	38.1	137	92.0	122	230	165	6.35	3.30	
1-3/4	25	1019070	1019089	13.6	73.0	51.0	54.0	44.5	162	106	146	279	197	6.35	3.30	
2	35	1019098	1019105	19.6	82.5	57.0	51.0	53.3	184	122	172	312	222	6.35	3.30	

6:1 Design Factor. Maximum Proof Load is 2 times the Working Load Limit.

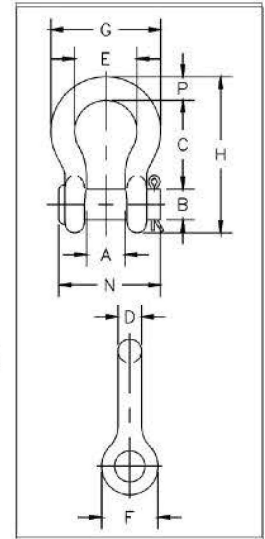




G-213/S-213



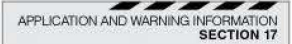
- Forged, Quenched & Tempered, with alloy pins.
- Working Load Limit permanently shown on every shackle.
- Hot-dip galvanized (G) or self colored (S).
- Sizes 3/8 inch and below are mechanically galvanized.
- Fatigue rated to 20,000 cycles at 1-1/2 times the Working Load Limit.
- Shackles 25t and larger are RFID equipped.
- Shackles can be furnished proof tested with certificates to designated standards, such as ABS, DNV, Lloyds, or other certification. Charges for proof testing and certification available when requested at the time of order.
- Shackles are Quenched & Tempered and can meet DNV impact requirements of 42 Joules (31 ft-lb) at -20° C (-4° F).
- G-213 Round pin anchor shackles meet the performance requirements of Federal Specification RR-C-271G, Type IVA, Grade A, Class 1, except for those provisions required of the contractor.
- DO NOT SIDE LOAD ROUND PIN SHACKLES.
- Look for the Red Pin®... the mark of genuine Crosby quality.



G-213 / S-213 Round Pin Anchor Shackles

Nominal Size (in)	Working Load Limit (t)	Stock No.		Weight Each (kg)	Dimensions (mm)										Tolerance (+ / - mm)	
		G-213	S-213		A	B	C	D	E	F	G	H	N	P	C	A
1/4	0.5	1018017	1018026	.06	11.9	7.85	28.7	6.35	19.8	15.5	32.5	46.7	34.0	6.35	1.50	1.50
5/16	0.75	1018035	1018044	.08	13.5	9.65	31.0	7.85	21.3	19.1	37.3	53.0	40.4	7.85	1.50	1.50
3/8	1	1018053	1018062	.13	16.8	11.2	36.6	9.65	26.2	23.1	45.2	63.0	47.2	9.65	3.30	1.50
7/16	1.5	1018071	1018080	.17	19.1	12.7	42.9	11.2	29.5	26.9	51.5	74.0	54.0	11.2	3.30	1.50
1/2	2	1018099	1018106	.32	20.6	16.0	47.8	12.7	33.3	30.2	58.5	83.5	60.5	12.7	3.30	1.50
5/8	3.25	1018115	1018124	.68	26.9	19.1	60.5	16.0	42.9	38.1	74.5	106	74.0	17.5	3.30	1.50
3/4	4.75	1018133	1018142	1.05	31.8	22.4	71.5	19.1	51.0	46.0	89.0	126	87.0	20.6	6.35	1.50
7/8	6.5	1018151	1018160	1.58	36.6	25.4	84.0	22.4	58.0	53.0	102	148	96.5	24.6	6.35	1.50
1	8.5	1018179	1018188	2.27	42.9	28.7	95.5	25.4	68.5	60.5	119	167	115	26.9	6.35	1.50
1-1/8	9.5	1018197	1018204	3.16	46.0	31.8	108	28.7	74.0	68.5	131	190	130	31.8	6.35	1.50
1-1/4	12	1018213	1018222	4.42	51.5	35.1	119	32.8	82.5	76.0	146	210	140	35.1	6.35	1.50
1-3/8	13.5	1018231	1018240	6.01	57.0	38.1	133	36.1	92.0	84.0	162	233	156	38.1	6.35	3.30
1-1/2	17	1018259	1018268	7.82	60.5	41.4	146	39.1	98.5	92.0	175	254	165	41.1	6.35	3.30
1-3/4	25	1018277	1018286	13.4	73.0	51.0	178	46.7	127	106	225	313	197	57.0	6.35	3.30
2	35	1018295	1018302	20.8	82.5	57.0	197	53.0	146	122	253	348	222	61.0	6.35	3.30

6:1 Design Factor. Maximum Proof Load is 2 times the Working Load Limit.



Shackle Bolt Securement

MADE EASY

The patented Easy-Loc V2™ shackle bolt securement system will change the way you make your critical lifts.



1

Open collar



2

Push collar onto bolt



3

Close collar

- No cotter pins or tools required, reducing install/release time up to 90%.
- Meets all industry standards.
- Up to 60% lighter than conventional nut and cotter pin design.

Crosby®

